



**ACIERS
SIMMONDS**
LTÉE.

ACIER › ALUMINIUM › INOXYDABLE
STEEL › ALUMINUM › STAINLESS



T. 819.563.4155
F. 819.821.4052
Watts. 1.800.561.4155



1931, rue Galt Est
Sherbrooke, (Québec)
J1G 3H9

Avant de finaliser la conception d'un projet, assurez-vous de la disponibilité des produits auprès de notre service à la clientèle.

Before the finalisation of your project, make sure that we have all the products that you need by consulting our customer's service.

Toutes les dimensions métriques sont converties des mesures impériales et sont approximatives.

- Certains poids varient selon les manufacturiers.

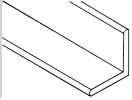
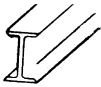
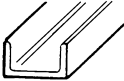
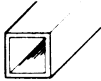
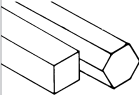

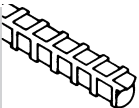
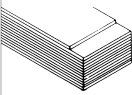

Bien que tous les renseignements et tables contenus dans ce livret aient été vérifiés avec le plus grand soin, nous ne saurions assumer quelque responsabilité que ce soit découlant de son utilisation.

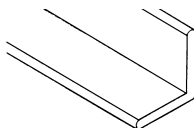
All Métric dimensions are «Soft» converted from imperial sizes.

Weights shown are approximative, They vary with manufacturer.

Although all the information and tables included in this booklet have been carefully checked, we cannot assume responsibility resulting from its usage.

Sommaire Summary

Cornières/Angles Cornières de structure/Structural angles		1
Poutres en I/I Beams Poutres en H/H Beams		2
Profilés en «U»/Channels		3
Tubes/H.S.S. Tuyaux/Pipes		4
Ronds, carrés & hexagones/ Rounds, squares Plats/Flats		5
Feuilles/Sheets Plaques/Plates		6
Acier d'armature/Reinforcing bars Treillis métallique/Wire Mesh		7
Aluminium/Aluminum Acier inoxydable/Stainless Steel		8
Métaux déployés/Expanded metals Grilles & Produits spéciaux/ Grating & Special products		9

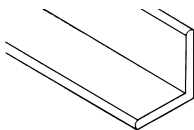


Cornières Angles

DIMENSIONS POUCE/INCH		DIMENSIONS MM	LB./PI. LIN. LB./LIN. FT
1/2x1/2	x1/8	12.7x 12.7x 3.18	.380
3/4x3/4	x1/8	19.x 19.x 3.18	.590
	x3/16	x 4.76	.840
1x 1	x1/8	25.4 x 25.4x 3.18	.800
	x3/16	x 4.76	1.160
	x1/4	x 6.35	1.490
1 1/4x 1 1/4	x1/8	31.8x 31.8x 3.18	1.010
	x3/16	x 4.76	1.480
	x1/4	x 6.35	1.920
1 1/2x 1 1/2	x1/8	38.1x 38.1x 3.18	1.230
	x3/16	x 4.76	1.800
	x1/4	x 6.35	2.340
	x5/16	x 7.94	2.860
	x3/8	x 9.53	3.350
1 3/4x 1 3/4	x1/8	44.4x 44.4x 3.18	1.440
	x3/16	x 4.76	2.120
	x1/4	x 6.35	2.770
	x5/16	x 7.94	3.390
2x 1 1/2	x1/8	50.8x 38.1x 3.18	1.440
	x3/16	x 4.76	2.120
	x1/4	x 6.35	2.770
	x5/16	x 7.94	3.390
2x 2	x1/8	50.8x 50.8x 3.18	1.650
	x3/16	x 4.76	2.440
	x1/4	x 6.35	3.190
	x5/16	x 7.94	3.920
	x3/8	x 9.53	4.700
2 1/2x 1 1/2	x3/16	63.5x 38.1x 4.76	2.440
	x1/4	x 6.35	3.190
	x5/16	x 7.94	3.920
2 1/2x 2	x3/16	63.5x 50.8x 4.76	2.750
	x1/4	x 6.35	3.620
	x5/16	x 7.94	4.500
	x3/8	x 9.53	5.300
2 1/2x 2 1/2	x1/8	63.5x 63.5x 3.18	2.080
	x3/16	x 4.76	3.070
	x1/4	x 6.35	4.100
	x5/16	x 7.94	5.000
	x3/8	x 9.53	5.900
	x1/2	x 12.7	7.700

1

4

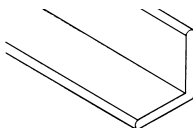


Cornières de structure Structural angles

1

DIMENSIONS POUCE/INCH		DIMENSIONS MM	LB./PI. LIN. LB./LIN. FT
3 x 2	x3/16	76.2x 50.8x 4.76	3.070
	x1/4	x 6.35	4.100
	x5/16	x 7.94	5.000
	x3/8	x 9.53	5.900
	x1/2	x 12.7	7.700
3 x 2 1/2	x3/16	76.2x 63.5x 4.76	3.390
	x1/4	x 6.35	4.500
	x5/16	x 7.94	5.600
	x3/8	x 9.53	6.600
	x1/2	x 12.7	8.500
3 x 3	x3/16	76.2x 76.2x 4.76	3.710
	x1/4	x 6.35	4.900
	x5/16	x 7.94	6.100
	x3/8	x 9.53	7.200
	x1/2	x 12.7	9.400
3 1/2x 2 1/2	x1/4	88.9x 63.5x 6.35	4.900
	x5/16	x 7.94	6.100
	x3/8	x 9.53	7.200
	x1/2	x 12.7	9.400
3 1/2x 3	x1/4	88.9x 76.2x 6.35	5.400
	x5/16	x 7.94	6.600
	x3/8	x 9.53	7.900
	x1/2	x 12.7	10.200
3 1/2x 3 1/2	x1/4	88.9x 88.9x 6.35	5.800
	x5/16	x 7.94	7.200
	x3/8	x 9.53	8.500
	x1/2	x 12.7	11.100
4 x 3	x1/4	101.6x 76.2x 6.35	5.800
	x5/16	x 7.94	7.200
	x3/8	x 9.53	8.500
	x1/2	x 12.7	11.100
	x5/8	x15.9	13.600
4 x 3 1/2	x1/4	101.6x 88.9x 6.35	6.200
	x5/16	x 7.94	7.700
	x3/8	x 9.53	9.100
	x1/2	x 12.7	11.900
	x5/8	x15.9	14.700

5

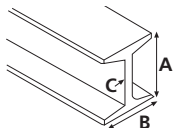


Cornières de structure Structural angles

DIMENSIONS POUCE/INCH		DIMENSIONS MM	LB./PI. LIN. LB./LIN. FT
4 x 4	x1/4	101.6x 101.6x 6.35	6.600
	x5/16	x 7.94	8.200
	x3/8	x 9.53	9.800
	x1/2	x 12.7	12.800
	x5/8	x 15.9	15.700
	x 3/4	x 19.0	18.500
5 x 3	x1/4	127x 76.2x 6.35	6.600
	x5/16	x 7.94	8.200
	x3/8	x 9.53	9.800
	x1/2	x 12.7	12.800
5 x 3 1/2	x1/4	127x 88.9x 6.35	7.000
	x5/16	x 7.94	8.700
	x3/8	x 9.53	10.400
	x1/2	x 12.7	13.600
	x5/8	x 15.9	16.800
	x 3/4	x 19.0	19.800
5 x 5	x5/16	127x 127x 7.94	10.300
	x3/8	x 9.53	12.300
	x1/2	x 12.7	16.200
	x5/8	x 15.9	20.000
	x 3/4	x 19.0	23.600
6 x 3 1/2	x5/16	152.4x 88.9x 7.94	9.800
	x3/8	x 9.53	11.700
	x1/2	x 12.7	15.300
6 x 4	x5/16	152.4x 101.6x 7.94	10.300
	x3/8	x 9.53	12.300
	x1/2	x 12.7	16.200
	x5/8	x 15.9	20.000
	x 3/4	x 19.0	23.600
6 x 6	x3/8	152.4x 152.4x 9.53	14.900
	x1/2	x 12.7	19.600
	x5/8	x 15.9	24.200
	x 3/4	x 19.0	28.700
	x 7/8	x 22.2	33.100
	x 1	x 25.4	37.400
7 x 4	x3/8	177.8x 101.6x 9.53	13.600
	x 7/16	x 11.1	15.800
	x1/2	x 12.7	17.900
	x5/8	x 15.9	22.100
	x 3/4	x 19.0	26.200

1

6



Poutres en «I» «I» Beams

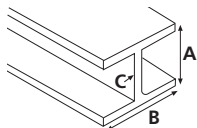
DIMENSION PO./INCH	LB./PL.LIN. LB./LIN.FT	DIMENSION MM	A HAUTEUR HEIGHT	B AILE/FLANGE: LARGEUR ÉPAISSEUR WIDTH THICKNESS		C ÂME/WEB ÉPAISSEUR THICKNESS	SEC. MOD.
S3	5.7	75x 8.	3.00	2.33	.260	.170	1.68
	7.5	x 11.	3.00	2.51	.260	.349	1.95
S4	7.7	x 11.	4.00	2.66	.293	.193	3.04
	9.5	x 14.1	4.00	2.80	.293	.326	3.40
S5	10.0	130x 15.	5.00	3.00	.326	.214	4.92
	14.75	x 22.	5.00	3.28	.326	.494	6.08
S6	12.5	150x 19.	6.00	3.33	.359	.232	7.37
	17.25	x 26.	6.00	3.57	.359	.465	8.77
S7	15.3	180x 22.8	7.00	3.66	.392	.252	10.5
	20.0	x30.0	7.00	3.86	.392	.450	12.1
S8	18.4	200x 27.	8.00	4.00	.425	.271	14.4
	23.0	x34.	8.00	4.17	.425	.441	16.2
S10	25.4	250x 38.	10.00	4.66	.491	.311	24.8
	35.0	x 52.	10.00	4.94	.491	.594	29.4
S12	31.8	310x 47.	12.00	5.00	.544	.350	36.3
	35.0	x 52.	12.00	5.08	.544	.428	38.2
S15	42.9	380x 64.	15.00	5.50	.622	.411	59.6
	50.0	x 74.	15.0	5.64	.622	.550	64.8
S18	54.7	460x 81.4	18.0	6.00	.691	.460	89.3
	70.0	x104.	18.00	6.25	.691	.711	103.0
S20	65.4	510x 97.3	20.00	6.26	.795	.505	119.0
	75.0	x112.	20.00	6.38	.795	.635	128.0
S24	85.0	x127.	20.30	7.06	.920	.660	155.0
	95.0	x141.	20.30	7.20	.920	.800	165.0
	79.9	610x 118.9	24.00	7.00	.870	.500	175.0
	90.0	x134.0	24.0	7.12	.870	.625	187.0
S24	100.0	x149.	24.00	7.24	.870	.745	199.0
	105.9	x157.6	24.50	7.87	1.090	.620	240.0
	120.0	x179.	24.50	8.05	1.090	.800	258.0

2

**Pour tous vos besoins d'acier
Consultez-nous**

**Call us
for all your
need in steel**

7



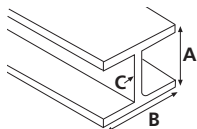
Poutres en «H»

«H» Beams

DIMENSION PO./INCH	LB./PI.LIN. LB./LIN.FT	DIMENSION MM	A	B		C	SEC. MOD.
			HAUTEUR HEIGHT	AILE/FLANGE: LARGEUR ÉPAISSEUR WIDTH THICKNESS	ÂME/WEB ÉPAISSEUR THICKNESS		
W4x4	13	100x 19.	4.16	4.06	.345	.280	5.46
W5x5	16	130x 24.	5.01	5.00	.360	.240	8.55
	19	x 28.	5.15	5.03	.430	.270	10.2
W6x4	9	150x 14.	5.90	3.94	.215	.170	5.56
	12	x 18.	6.03	4.00	.280	.230	7.31
	16	x 24.	6.28	4.03	.405	.260	10.2
W6x6	15	150x 22.	5.99	5.99	.260	.230	9.72
	20	x 30.	6.20	6.02	.365	.260	13.4
	25	x 37.	6.38	6.08	.455	.320	16.7
W8x4	10	200x 15.	7.89	3.94	.205	.170	7.81
	13	x 19.	7.99	4.00	.255	.230	9.91
	15	x 22.	8.11	4.02	.315	.245	11.8
W8x5 1/4	14	200x 21.	7.98	5.21	.250	.195	—
	18	x 27.	8.14	5.25	.330	.230	15.2
	21	x 31.	8.28	5.27	.400	.250	18.2
W8x6 1/2	24	200x 36.	7.93	6.50	.400	.245	20.9
	28	x 42.	8.06	6.54	.465	.285	24.3
W8x8	31	200x 46.	8.00	8.00	.435	.285	27.5
	35	x 52.	8.12	8.02	.495	.310	31.2
	40	x 59.	8.25	8.07	.560	.360	35.5
W10x4	48	x 71.	8.50	8.11	.685	.400	43.3
	58	x 86.	8.75	8.22	.810	.510	52.0
	67	x 100.	9.00	8.28	.935	.570	60.4
	12	250x 18.	9.87	3.96	.210	.190	10.9
	15	x 22.	9.99	4.00	.270	.230	13.8
	17	x 25.	10.11	4.01	.330	.240	16.2
W10x5 3/4	19	x 28.	10.24	4.02	.395	.250	18.8
	16	250x 24.	9.95	5.71	.250	.195	—
	22	x 33.	10.17	5.75	.360	.240	23.2
	26	x 39.	10.33	5.77	.440	.260	27.9
W10x8	30	x 45.	10.47	5.81	.510	.300	32.4
	33	250x 49.	9.73	7.96	.435	.290	35.0
	39	x 58.	9.92	7.98	.530	.315	42.1
	45	x 67.	10.10	8.02	.620	.350	49.1

2

8

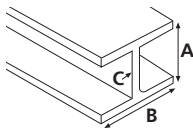


Poutres en «H» «H» Beams

DIMENSION PO./INCH	LB./PI.LIN. LB./LIN.FT	DIMENSION MM	A HAUTEUR HEIGHT	B AILE/FLANGE: LARGEUR ÉPAISSEUR WIDTH THICKNESS		C ÂME/WEB ÉPAISSEUR THICKNESS	SEC. MOD.	
W10x10	49	250x 73.	9.98	10.00	.560	.340	54.6	
	54	x 80.	10.09	10.03	.615	.370	60.0	
	60	x 89.	10.22	10.08	.680	.420	66.7	
	68	x101.	10.40	10.13	.770	.470	75.7	
	77	x115.	10.60	10.19	.870	.530	85.9	
	88	x131.	10.84	10.26	.990	.605	98.5	
	100	x149.	11.10	10.34	1.120	.680	112.0	
	112	167.	11.36	10.42	1.250	.755	126.0	
W12x4	14	310x 21.	11.91	3.97	.225	.200	14.9	
	16	x 24.	11.99	3.99	.265	.220	17.1	
	19	x 28.	12.16	4.00	.350	.235	21.3	
	22	x 33.	12.31	4.03	.425	.260	25.4	
W12x6 1/2	21	310x 31.	12.04	6.45	.290	.195		
	26	x 39.	12.22	6.49	.380	.230	33.4	
	30	x 45.	12.34	6.52	.440	.260	38.6	
	35	x 52.	12.50	6.56	.520	.300	45.6	
W12x8	40	310x 60.	11.94	8.00	.515	.295	51.9	
	45	x 67.	12.06	8.04	.575	.335	58.1	
	50	x 74.	12.19	8.08	.640	.370	64.7	
W12x10	53	310x 79.	12.06	10.00	.575	.345	70.6	
	58	x 86.	12.19	10.01	.640	.360	78.0	
	65	x 97.	12.12	12.00	.605	.390	87.9	
W12x12	72	310x107.	12.25	12.04	.670	.430	97.4	
	79	x 118.	12.38	12.08	.735	.470	107.0	
	87	x 129.	12.53	12.12	.810	.515	118.0	
	96	x 143.	12.71	12.16	.900	.550	131.0	
	106	x158.	12.89	12.22	.990	.610	145.0	
	120	x 179.	13.12	12.32	1.100	.710	163.0	
	136	x 202.	13.41	12.40	1.250	.790	186.0	
	152	x 226.	13.71	12.48	1.400	.870	209.0	
W14x5	22	360x 33.	13.74	5.00	.335	.230	29.0	
	26	x 39.	13.91	5.02	.420	.255	35.3	
	W14x6 3/4	30	360x 45.	13.84	6.73	.385	.270	42.0
		34	x 51.	13.98	6.74	.455	.285	48.6
		38	x 57.	14.10	6.77	.515	.310	54.6
	W14x8	43	360x 64.	13.66	8.00	.530	.305	62.7
		48	x 72.	13.79	8.03	.595	.340	70.3
		53	x 79.	13.92	8.06	.660	.370	77.8

2

9

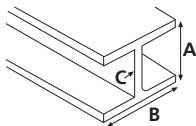


Poutres en «H» «H» Beams

DIMENSION PO./INCH	LB./PI.LIN. LB./LIN.FT	DIMENSION MM	A HAUTEUR HEIGHT	B AILE/FLANGE:		C ÂME/WEB ÉPAISSEUR THICKNESS	SEC. MOD.
				LARGEUR WIDTH	ÉPAISSEUR THICKNESS		
W14x10	61	360x 91.	13.89	10.00	.645	.375	92.2
	68	x 101.	14.04	10.04	.720	.415	103.0
	74	x 110.	14.17	10.07	.785	.450	112.0
	82	x 122.	14.31	10.13	.855	.510	123.0
W14x14 1/2	90	360x 134.	14.02	14.52	.710	.440	143.0
	99	x 147.	14.16	14.56	.780	.485	157.0
	109	x 162.	14.32	14.60	.860	.525	173.0
	120	x 179.	14.48	14.67	.940	.590	190.0
	132	x 196.	14.66	14.72	1.030	.645	209.0
W16x5 1/2	26	410x 39.	15.69	5.50	.345	.250	38.4
	31	x 46.	15.88	5.52	.440	.275	47.2
W16x7	36	410x 54.	15.86	6.98	.430	.295	56.5
	40	x 60.	16.01	7.00	.505	.305	64.7
	45	x 67.	16.13	7.04	.565	.345	72.7
	50	x 74.	16.26	7.07	.630	.380	81.0
	57	x 85.	16.43	7.12	.715	.430	92.2
	67	x 100.	16.33	10.24	.665	.395	117.0
W16x10	77	x 114.	16.52	10.30	.760	.455	134.0
	89	x 132	16.75	10.36	.875	.525	155.0
	100	x 149.	16.97	10.42	.985	.585	175.0
	119	x 177.	17.31	10.50	1.100	.650	198.0
W18x6	35	460x 52.	17.70	6.00	.425	.300	57.6
	40	x 60.	17.90	6.02	.525	.515	68.4
W18x7 1/2	41	460x 61.	17.70	7.45	.425	.320	70.3
	45	x 67.	17.86	7.48	.499	.335	80.5
	50	x 74.	17.99	7.50	.570	.355	88.9
	55	x 82.	18.11	7.53	.630	.390	98.3
	60	x 89.	18.24	7.56	.695	.415	108.0
	65	x 97.	18.35	7.59	.750	.450	117.0
	71	x 106.	18.47	7.64	.810	.495	127.0
	82	x 122.	18.71	7.70	.900	.540	143.0
W18x11	76	460x 113.	18.21	11.04	.680	.425	146.0
	86	x 128.	18.39	11.09	.770	.480	166.0
	97	x 144.	18.59	11.14	.870	.535	188.0
	106	x 158.	18.73	11.20	.940	.590	204.0
	119	x 177.	18.97	11.26	1.060	.655	231.0
	132	x 196.	19.31	11.30	1.180	.710	258.0

2

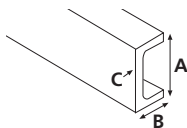
10



Poutres en «H» «H» Beams

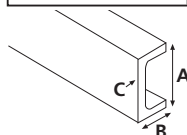
DIMENSION PO./INCH	LB./PI.LIN. LB./LIN.FT	DIMENSION MM	A	B		C	SEC. MOD.
			HAUTEUR HEIGHT	AILE/FLANGE: LARGEUR ÉPAISSEUR WIDTH THICKNESS	ÂME/WEB ÉPAISSEUR THICKNESS		
W21x6 1/2	44	530x 66.	20.66	6.50	.450	.350	81.6
	50	x 74.	20.83	6.53	.535	.380	94.5
	57	x 85.	21.06	6.56	.650	.405	111.0
W21x8	48	530x 72.	20.62	8.14	.430	.350	—
	55	x 82.	20.80	8.22	.522	.375	110.0
	62	x 92.	20.99	8.24	.615	.400	127.0
	68	x101.	21.13	8.27	.685	.430	140.0
	73	x109.	21.24	8.30	.740	.455	151.0
	83	x123.	21.43	8.36	.835	.515	171.0
	93	x138.	21.62	8.42	.930	.580	192.0
W21x12	101	530x150.	21.36	12.29	.800	.500	227.0
	111	x165.	21.51	12.34	.875	.550	249.0
	122	x182.	21.68	12.39	.960	.600	273.0
	132	x196.	21.83	12.44	1.040	.650	295.0
	147	x219.	22.06	12.51	1.150	.720	329.0
W24x7	55	610x 82.	23.57	7.00	.505	.395	114.0
	62	x 92.	23.74	7.04	.590	.430	131.0
W24x9	56	610x 84.	23.48	8.90	.460	.355	—
	61	x 91.	23.56	8.93	.500	.380	—
	68	x101.	23.73	8.96	.585	.415	154.0
	76	x113.	23.92	8.99	.680	.440	176.0
	84	x125.	24.10	9.02	.770	.470	196.0
W24x13	94	x140.	24.31	9.06	.875	.515	222.0
	104	610x155.	24.06	12.75	.750	.500	258.0
	117	x174.	24.26	12.80	.850	.550	291.0
	131	x195.	24.48	12.86	.960	.605	329.0
	146	x217.	24.74	12.90	1.090	.650	371.0
W27x10	162	x241.	25.00	12.96	1.220	.705	414.0
	84	690x125.	26.71	9.96	.640	.460	213.0
	94	x140.	26.92	9.99	.745	.490	243.0
	102	x152.	27.09	10.02	.830	.515	267.0
	114	x170.	27.29	10.07	.930	.570	299.0
W27x14	146	690x217.	27.38	13.96	.975	.605	411.0
	161	x240.	27.59	14.02	1.080	.660	455.0
	178	x265.	27.81	14.08	1.190	.725	502.0

2



Profils en «U» Channels

DIMENSIONS POUCE/INCH			DIMENSIONS MM			LB./PI. LIN. LB./LIN. FT	SEC. MOD.
A	B	C	A	B	C		
1	x1/2	x1/8	25.4	x12.7	x3.18	.830	.06
1 1/4	x1/2	x1/8	31.8	x12.7	x3.18	1.000	.09
1 1/2	x1/2	x1/8	38.1	x12.7	x3.18	1.120	.13
	x9/16	x3/16	38.1	x14.3	x4.76	1.440	.14
2	x1/2	x1/8	50.8	x12.7	x3.18	1.470	.20
	x1	x1/8	50.8	x25.4	x3.18	1.780	.28
	x1	x3/16	50.8	x25.4	x4.76	2.570	.38

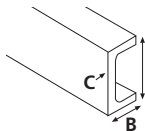


Profils en «U» pliés Formed channels

DIMENSIONS POUCE/INCH			DIMENSIONS MM			LB./PI. LIN. LB./LIN. FT	SEC. MOD.
A	B	C	A	B	C		
Longueur/Length x 14							
10	x1 1/2	x.090	254	x38.1	x2.54	4.1	---
Longueur/Length x 20							
10	1x1/2	x.1/8	254	x38.1	x3.18	5.5	---
		x3/16			x4.78	8.3	---
12	x1 1/2	x.1/8	304.8	x38.1	x3.18	6.38	---
		x3/16			x4.78	9.56	---

**D'autres dimensions peuvent être pliées
sur nos équipements.**

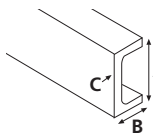
**Others dimensions can be formed on our
equipments.**



A Profilés en «U» de structure Structural channels

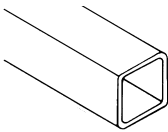
DIMENSION PO./INCH	LB./PI.LIN. LB./LIN.FT	DIMENSION MM	A	B		C	SEC. MOD.
			HAUTEUR HEIGHT	AILE/FLANGE: LARGEUR ÉPAISSEUR WIDTH THICKNESS	ÂME/WEB ÉPAISSEUR THICKNESS		
C3	4.1	75x 6	3	1.410	.273	.170	1.11
	5.0	x 7	3	1.500	.273	.258	1.23
	6.0	x 9	3	1.600	.273	.356	1.38
C4	5.4	100x 8	4	1.580	.296	.184	1.93
	6.25	x 9	4	1.647	.296	.247	2.10
	7.25	x 11	4	1.720	.296	.321	2.30
C5	6.7	130x 10	5	1.750	.320	.190	3.00
	9.0	x 13	5	1.880	.320	.325	3.56
	11.5	x 17	5	2.030	.320	.472	4.10
C6	8.2	150x 12	6	1.920	.343	.200	4.37
	10.5	x 16	6	2.030	.343	.314	5.07
	13.0	x 19	6	2.160	.343	.437	5.80
C7	9.8	180x 15	7	2.09	.366	.210	6.09
	12.25	x 18	7	2.19	.366	.314	6.91
	14.75	x 22	7	2.30	.366	.419	7.77
C8	11.5	200x 17	8	2.260	.390	.220	8.15
	13.75	x 21	8	2.340	.390	.303	9.03
	18.75	x 28	8	2.530	.390	.487	11.00
C9	13.4	230x 20	9	2.430	.413	.233	10.60
	15.0	x 22	9	2.480	.413	.285	11.30
	20.0	x 30	9	2.650	.413	.448	13.50
C10	15.3	250x 23	10	2.600	.436	.240	13.50
	20.0	x 30	10	2.740	.436	.379	15.80
	25.0	x 37	10	2.890	.436	.526	18.20
	30.0	x 45	10	3.030	.436	.673	20.60
C12	20.7	310x 31	12	2.940	.501	.282	21.50
	25.0	x 37	12	3.050	.501	.387	24.00
	30.0	x 45	12	3.170	.501	.510	27.00
C15	33.9	380x 50	15	3.400	.650	.400	42.00
	40.0	x 60	15	3.520	.650	.520	46.50
	50.0	x 74	15	3.720	.650	.716	53.90

3



A Profilés en «U» de structure Structural channels

DIMENSION PO./INCH	LB./PI.LIN. LB./LIN.FT	DIMENSION MM	A HAUTEUR HEIGHT	B AILE/FLANGE: LARGEUR ÉPAISSEUR WIDTH THICKNESS		C ÂME/WEB ÉPAISSEUR THICKNESS	SEC. MOD.
MC3	7.1	75x 10.6	3	1.94	.351	.312	1.82
	9.0	x 13.4	3	2.12	.351	.497	2.10
MC6	12.0	150x 17.9	6	2.50	.375	.310	6.23
	15.1	x 22.5	6	2.94	.475	.316	8.33
	15.3	x 22.8	6	3.50	.385	.340	8.47
	16.3	x 24.3	6	3.00	.475	.375	8.67
MC7	18.0	x 26.8	6	3.50	.475	.379	9.90
	17.6	180x 26.2	7	3.00	.475	.375	10.7
	19.1	x 28.4	7	3.45	.500	.350	12.3
MC8	22.7	x 33.8	7	3.60	.500	.503	13.6
	8.5	200x 12.6	8	1.87	.311	.179	5.83
MC9	18.7	x 27.8	8	2.98	.500	.353	13.1
	20.0	x 29.8	8	3.02	.500	.400	13.6
	21.4	x 31.8	8	3.45	.525	.375	15.4
	22.8	x 33.9	8	3.50	.525	.427	16.0
	23.9	230x 35.6	9	3.45	.550	.400	18.9
	25.4	x 37.8	9	3.50	.550	.450	19.6
MC10	6.5	250x 9.7	10	1.13	.202	.152	4.42
	8.4	x 12.5	10	1.50	.280	.170	6.40
	21.9	x 32.6	10	3.45	.500	.325	19.7
	24.9	x 37.1	10	3.40	.575	.377	22.0
	25.3	x 37.7	10	3.55	.500	.425	21.4
	28.3	x 42.1	10	3.50	.575	.477	23.6
	28.5	x 42.4	10	3.95	.575	.425	25.4
	33.6	x 50.0	10	4.10	.575	.575	27.8
MC12	41.1	x 61.2	10	4.32	.575	.796	31.6
	10.6	310x 15.8	12	1.50	.309	.190	9.23
	30.9	x 46.0	12	3.45	.600	.450	30.5
	32.9	x 49.0	12	3.50	.600	.500	31.8
	35.0	x 52.0	12	3.77	.700	.467	36.0
	37.0	x 55.0	12	3.60	.600	.600	34.2
	40.0	x 60.0	12	3.89	.700	.590	39.0
	45.0	x 67.0	12	4.01	.700	.712	42.0
MC13	50.0	x 74.0	12	4.14	.700	.835	44.8
	31.8	330x 47.3	13	4.00	.610	.375	36.8
	35.0	x 52.0	13	4.07	.610	.447	38.8
	40.0	x 60.0	13	4.18	.610	.560	42.0
MC18	50.0	x 74.0	13	4.41	.610	.787	48.3
	42.7	460x 63.5	18	3.95	.625	.450	61.6
	45.8	x 68.2	18	4.00	.625	.500	64.2
	51.9	x 77.2	18	4.10	.625	.600	69.7
	58.0	x 86.0	18	4.20	.625	.700	75.1

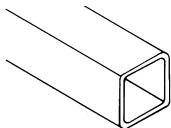


Tubes carrés H.S.S. squares

DIMENSIONS POUCE/INCH	PAROI WALL	DIMENSIONS MM	LB./PI. LIN. LB./LIN. FT
3/4x 3/4	0.83	19 x 19 x 2.11	0.750
1x1	0.83	25.4 x 25.4 x 2.11	1.040
	.100	x 2.54	1.140
	.110	x 2.79	1.230
	.125	x 3.18	1.350
	.150	x 3.81	1.540
1 1/4x1 1/4	.083	31.8 x 31.8 x 2.11	1.32
	.100	x 2.54	1.480
	.110	x 2.79	1.60
	.125	x 3.18	1.780
	.150	x 3.81	2.050
1 1/2x1 1/2	.083	38.1 x 38.1 x 2.11	1.60
	.100	x 2.54	1.820
	.110	x 2.79	1.970
	.125	x 3.18	2.210
	.134	x 3.40	2.330
	.150	x 3.81	2.560
	.188	x 4.78	3.35
1 3/4x1 3/4	.100	44.5 x 44.5 x 2.54	2.16
	.110	x 2.79	2.35
	.125	x 3.18	2.64
2x2	.100	50.8 x 50.8 x 2.54	2.50
	.110	x 2.79	2.72
	.125	x 3.18	3.060
	.134	x 3.40	3.240
	.150	x 3.81	3.580
	.188	x 4.78	4.330
	.250	x 6.35	5.410
2 1/2x2 1/2	.100	63.5 x 63.5 x 2.54	3.26
	.110	x 2.79	3.47
	.125	x 3.18	3.910
	.134	x 3.40	4.15
	.150	x 3.81	4.600
	.188	x 4.78	5.610
	.210	x 5.33	6.160
	.230	x 5.84	6.420
	.250	x 6.35	7.110

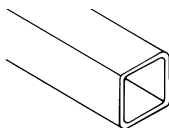
4

15



4 Tubes carrés H.S.S. squares

DIMENSIONS POUCE/INCH	PARI WALL	DIMENSIONS MM	LB./PI. LIN. LB./LIN. FT
3x3	.095	76.2 x 76.2 x 2.41	3.750
	.100	x 2.54	3.86
	.110	x 2.79	4.22
	.125	x 3.18	4.760
	.134	x 3.40	5.070
	.150	x 3.81	5.620
	.188	x 4.78	6.890
	.210	x 5.33	7.58
	.250	x 6.35	8.810
	.313	x 7.95	10.590
	.375	x 9.53	12.710
3 1/2x3 1/2	.109	88.9 x 88.9 x 2.77	4.950
	.120	x 3.05	5.540
	.125	x 3.18	5.610
	.134	x 3.40	5.980
	.150	x 3.81	6.640
	.188	x 4.78	8.170
	.210	x 5.33	9.010
	.250	x 6.35	10.510
	.313	x 7.95	12.700
	.375	x 9.53	14.710
4x4	.100	101.6 x 101.6 x 2.54	5.23
	.125	x 3.18	6.460
	.134	x 3.40	6.890
	.150	x 3.81	7.660
	.188	x 4.78	9.450
	.210	x 5.33	10.44
	.250	x 6.35	12.210
	.313	x 7.95	14.84
	.375	x 9.53	17.270
	.500	x 12.70	21.630
5x5	.150	127.0 x 127.0 x 3.81	9.710
	.188	x 4.78	12.000
	.250	x 6.35	15.620
	.313	x 7.95	19.080
	.375	x 9.53	22.370
	.438	x 11.13	25.49
	.500	x 12.70	28.430



Tubes carrés H.S.S. squares

DIMENSIONS POUCE/INCH	PAROI WALL	DIMENSIONS MM	LB./PI. LIN. LB./LIN. FT
6x6	.188	152.4 x 152.4 x 4.78	14.560
	.250	x 6.35	19.020
	.313	x 7.95	23.35
	.375	x 9.53	27.480
	.438	x 11.13	31.45
	.500	x 12.70	35.240
7x7	.188	177.8 x 177.8 x 4.78	17.130
	.250	x 6.35	22.420
	.313	x 7.95	27.630
	.375	x 9.53	32.580
	.438	x 11.13	37.41
	.500	x 12.70	42.050
8x8	.188	203.2 x 203.2 x 4.78	19.66
	.250	x 6.35	25.820
	.313	x 7.95	31.86
	.375	x 9.53	37.690
	.438	x 11.13	43.36
	.500	x 12.70	48.850
10x10	.250	254. x 254. x 6.35	32.630
	.313	x 7.95	40.37
	.375	x 9.53	47.900
	.438	x 11.3	55.27
	.500	x 12.70	62.460
12x12	.250	304.8 x 304.8 x 6.35	39.430
	.313	x 7.95	48.860
	.375	x 9.53	58.100
	.438	x 11.13	67.18
	.500	x 12.70	76.070

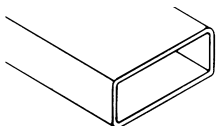
4

Aussi disponible:

Tubes laminés à froid
Tubes
mécaniques
Tubes
hydrauliques

Also available:

Cold rolled tubing
Mechanical
tubing
Hydraulic
tubing

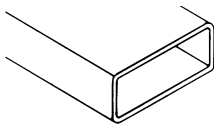


Tubes rectangulaires H.S.S. rectangulares

DIMENSIONS POUCE/INCH	PAROI WALL	DIMENSIONS MM		LB./PI. LIN. LB./LIN. FT
1 1/2x1	.100	38.1 x 25.4	x 2.54	1.560
	.110		x 2.79	1.710
	.125		x 3.18	1.910
	.150		x 3.81	2.180
2x1	.083	50.8 x 25.4	x 2.11	1.60
	.100		x 2.54	1.820
	.110		x 2.79	1.97
	.125		x 3.18	2.210
	.134		x 3.40	2.33
	.150		x 3.81	2.56
2x1 1/2	.188		x 4.78	3.350
	.100	50.8 x 38.1	x 2.54	2.16
	.125		x 3.18	2.62
2 1/2x1 1/2	.100	63.5 x 38.1	x 2.54	2.50
	.110		x 2.79	2.72
3x1	.125	76.2 x 25.4	x 3.18	3.060
	.150		x 3.81	3.580
	.188		x 4.78	4.330
	.250		x 6.35	5.410
3x1 1/2	.100	76.2 x 38.1	x 2.54	2.84
	.125		x 3.18	3.480
	.150		x 3.81	4.090
	.188		x 4.78	4.960
3x2	.100	76.2x50.8	x 2.54	3.26
	.110		x 2.79	3.47
	.125		x 3.18	3.910
	.134		x 3.40	4.15
	.150		x 3.81	4.600
	.188		x 4.78	5.610
	.210		x 5.33	6.15
	.250		x 6.35	7.110
	.313		x 7.95	8.46
3x2 1/2 ▶	.090	76.2 x 63.5 ▶	x 2.79	3.190
	ou/or	ou/or	x 2.77	3.810
3 1/2x2	.125	88.9 x50.8	x 3.18	4.33
	.160		x 4.06	5.430
	.188		x 4.78	6.250

4

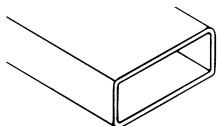
18



Tubes rectangulaires H.S.S. rectangulaires

DIMENSIONS POUCE/INCH	PAROI WALL	DIMENSIONS MM		LB./PI. LIN. LB./LIN. FT
3 1/2x2 1/2 ▶ ou/or 4x2	.095	88.9 x 63.5	▶ x 2.41	3.660
	.125	ou/or	x 3.18	4.760
	.134	101.6x 50.8	x 3.40	5.070
	.150		x 3.81	5.620
	.188		x 4.78	6.890
	.210		x 5.33	7.58
	.250		x 6.35	8.810
	.313		x 7.95	10.590
4x3 ▶ ou/or 5x2	.109	101.6x 76.2	▶ x 2.77	4.920
	.120	ou/or	x 3.05	5.390
	.125	127 x 50.8	x 3.18	5.610
	.134		x 3.40	5.980
	.150		x 3.81	6.640
	.188		x 4.78	8.170
	.210		x 5.33	9.010
	.250		x 6.35	10.510
	.313		x 7.95	12.700
	.375		x 9.53	14.710
5x2 1/2	.150	127 x 63.5	x 3.81	7.150
	.188		x 4.78	8.80
	.250		x 6.35	11.35
	.313		x 7.95	13.800
	.375		x 9.53	16.000
5x3 ▶ ou/or 6x2	.125	127 x 76.2	▶ x 3.18	6.460
	.134	ou/or	x 3.40	6.890
	.150	152.4x50.8	x 3.81	7.660
	.188		x 4.78	9.450
	.210		x 5.33	10.44
	.250		x 6.35	12.210
	.313		x 7.95	14.84
	.375		x 9.53	17.270
5x4 ▶ ou/or 6x3 ou/or 7x2	.125	127 x 101.6	▶ x 3.18	7.310
	.134	ou/or	x 3.40	7.80
	.150	152.4x 76.2	x 3.81	8.690
	.188	ou/or	x 4.78	10.700
	.250	177.8x 50.8	x 6.35	13.910
	.313		x 7.95	16.960
	.375		x 9.53	19.820

4

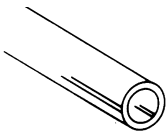


Tubes rectangulaires H.S.S. rectangulares

DIMENSIONS POUCE/INCH	PAROI WALL	DIMENSIONS MM	LB./PI. LIN. LB./LIN. FT
6x4 ▶	.150	152.4 x 101.6	▶ x 3.81 9.710
ou/or	.188	ou/or	x 4.78 12.000
7x3	.250	177.8 x 76.2	x 6.35 15.620
	.313		x 7.95 19.080
	.375		x 9.53 22.370
	.500		x 12.70 28.430
7x4 ▶	.188	177.8 x 101.6	▶ x 4.78 13.280
ou/or	.250	ou/or	x 6.35 17.320
8x3	.313	203.2 x 76.2	x 7.95 21.180
	.375		x 9.53 24.920
7x5 ▶	.188	177.8 x 127	▶ x 4.78 14.560
ou/or	.250	ou/or	x 6.35 19.020
8x4	.313	203.2 x 101.6	x 7.95 23.35
ou/or	.375	ou/or	x 9.53 27.480
9x3	.438	228.6 x 76.2	x 11.13 31.45
ou/or	.500	&	x 12.70 35.240
10x2		254 x 50.8	
8x6 ▶	.188	203.2 x 152.4	▶ x 4.78 17.130
ou/or	.250	&	x 6.35 22.420
9x5	.313	228.6 x 127	x 7.95 27.630
ou/or	.375	ou/or	x 9.53 32.580
10x4	.438	254 x 101.6	x 11.13 37.41
	.500		x 12.70 42.050
9x7 ▶	.188	228.6 x 177.8	▶ x 4.78 19.66
ou/or	.250	ou/or	x 6.35 25.820
10x6	.313	254 x 152.4	x 7.95 31.86
ou/or	.375	ou/or	x 9.53 37.690
12x4	.438	304.8 x 101.6	x 11.13 43.400
	.500		x 12.70 48.850
12x8 ▶	.250	304.8 x 203.2	▶ x 6.35 32.630
ou/or	.313	ou/or	x 7.95 40.37
14x6	.375	355.6 x 152.4	x 9.53 47.900
	.438		x 11.13 55.27
	.500		x 12.70 62.500

4

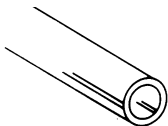
20



Tubes ronds H.S.S. rounds

DIMENSIONS POUCE/INCH	PAROI WALL	DIMENSIONS MM		LB./PI. LIN. LB./LIN. FT
1.000	.095	25.4	x 2.41	0.920
1.050	.095	26.7	x 2.41	0.97
	.100		x 2.54	1.02
	.110		x 2.79	1.10
	.113		x 2.87	1.130
	.125		x 3.18	1.24
1.250	.100	31.8	x 2.54	1.230
	.125		x 3.18	1.510
	.134		x 3.40	1.600
1.315	.100	33.4	x 2.54	1.300
	.110		x 2.79	1.42
	.125		x 3.18	1.590
1.660	.100	42.2	x 2.54	1.670
	.110		x 2.79	1.820
	.125		x 3.18	2.050
	.134		x 3.40	2.18
1.875	.100	47.6	x 2.54	1.900
	.125		x 3.18	2.340
1.900	.100	48.3	x 2.54	1.920
	.110		x 2.79	2.100
	.125		x 3.18	2.380
	.150		x 3.81	2.81
	.188		x 4.78	3.44
	.250		x 6.35	4.410
2.375	.100	60.3	x 2.54	2.430
	.125		x 3.18	3.010
	.150		x 3.81	3.570
	.188		x 4.78	4.400
	.250		x 6.35	5.680
2.500	.125	63.5	x 3.18	3.170
	.150		x 3.81	3.770
	.188		x 4.78	4.650
	.250		x 6.35	6.02
2.750	.125	69.9	x 3.18	3.500
	.150		x 3.81	4.180
	.188		x 4.78	5.150
	.250		x 6.35	6.690

4

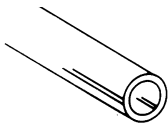


Tubes ronds H.S.S. rounds

DIMENSIONS POUCE/INCH	PARI WALL	DIMENSIONS MM		LB./PI. LIN. LB./LIN. FT
2.875	.125	73.0	x 3.18	3.670
	.150		x 3.81	4.37
	.188		x 4.78	5.400
	.250		x 6.35	7.010
3.000	.125	76.2	x 3.18	3.840
	.134		x 3.40	4.100
	.150		x 3.81	4.570
	.188		x 4.78	5.660
	.250		x 6.35	7.350
3.500	.125	88.9	x 3.18	4.510
	.150		x 3.81	5.370
	.188		x 4.78	6.660
	.250		x 6.35	8.690
	.313		x 7.95	10.660
3.750	.150	95.3	x 3.81	5.78
	.188		x 4.78	7.160
	.210		x 5.33	7.950
	.250		x 6.35	9.360
	.313		x 7.95	11.500
4.000	.125	101.6	x 3.18	5.170
	.134		x 3.40	5.530
	.150		x 3.81	6.170
	.188		x 4.78	7.670
	.210		x 5.33	8.510
	.250		x 6.35	10.020
	.313		x 7.95	12.340
	.375		x 9.53	14.520
4.500	.125	114.3	x 3.18	5.85
	.188		x 4.78	8.68
	.250		x 6.35	11.360
	.313		x 7.95	14.010
	.375		x 9.53	16.540
4.750	.188	120.7	x 4.78	9.140
	.250		x 6.35	12.000
	.313		x 7.95	14.800
5.000	.125	127.0	x 3.18	6.84
	.150		x 3.81	7.780
	.188		x 4.78	9.670
	.250		x 6.35	12.690
	.313		x 7.95	15.690
	.375		x 9.53	18.540

4

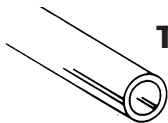
22



Tubes ronds H.S.S. rounds

DIMENSIONS POUCE/INCH	PARI WALL	DIMENSIONS MM	LB./PI. LIN. LB./LIN. FT
5.563	.188	141.3	x 4.78 10.80
	.250		x 6.35 14.18
	.313		x 7.95 17.600
	.375		x 9.53 20.800
6.000	.125	152.4	x 3.18 7.840
	.188		x 4.78 11.680
	.250		x 6.35 15.370
	.313		x 7.95 19.030
	.375		x 9.53 22.550
6.625	.125	168.3	x 3.18 8.680
	.156		x 3.40 10.78
	.188		x 4.78 13.00
	.250		x 6.35 17.02
	.313		x 7.95 21.100
	.375		x 9.53 25.100
7.000	.188	177.8	x 4.78 13.68
	.250		x 6.35 18.04
	.313		x 7.95 22.370
	.375		x 9.53 26.560
7.500	.188	190.5	x 4.78 14.700
	.250		x 6.35 19.400
	.313		x 7.95 24.000
	.375		x 9.53 28.500
8.625	.188	219.1	x 4.78 16.940
	.250		x 6.35 22.360
	.313		x 7.95 27.79
	.375		x 9.53 33.040
	.438		x 11.13 38.400
	.500		x 12.70 43.390
10.750	.250	273.1	x 6.35 28.000
	.313		x 7.95 34.800
	.375		x 9.53 41.600
	.438		x 11.13 48.200
	.500		x 12.70 54.700
12.750	.250	323.9	x 6.35 33.400
	.313		x 7.95 41.600
	.375		x 9.53 49.600
	.438		x 11.13 57.500
	.500		x 12.70 65.400

4



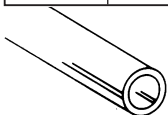
Tuyaux noirs & galvanisés

Black & galvanized Pipes

cédule 40/schedule 40

DIMENSIONS POUCE/INCH	DIMENSIONS MM	DIAMÈTRE DIAMETER		PAROI/WALL ÉPAISSEUR/ THICKNESS	LB./PI. LIN. LB./LIN. FT
		EXT.	INT.		
1/8	3.18	.405	.269	.068	.24
1/4	6.35	.540	.364	.088	.42
3/8	9.53	.675	.493	.091	.56
1/2	12.70	.840	.622	.109	.85
3/4	19.00	1.050	.824	.113	1.13
1	25.40	1.315	1.049	.133	1.67
1 1/4	31.80	1.660	1.380	.140	2.27
1 1/2	38.10	1.900	1.610	.145	2.71
2	50.80	2.375	2.067	.154	3.65
2 1/2	63.50	2.875	2.469	.203	5.79
3	76.20	3.500	3.068	.216	7.57
3 1/2	88.90	4.000	3.548	.226	9.10
4	101.60	4.500	4.026	.237	10.79
5	127.00	5.563	5.047	.258	14.61
6	152.40	6.625	6.065	.280	18.97
8	203.20	8.625	7.981	.322	28.55
10	254.00	10.750	10.020	.365	40.48
12	304.80	12.750	12.000	.406	53.53

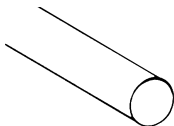
4



cédule 80/schedule 80

1/8	3.18	.405	.215	.095	.310
1/4	6.35	.540	.302	.119	.530
3/8	9.53	.675	.423	.126	.730
1/2	12.70	.840	.546	.147	1.080
3/4	19.00	1.050	.742	.154	1.470
1	25.40	1.315	.957	.179	2.170
1 1/4	31.80	1.660	1.278	.191	2.990
1 1/2	38.10	1.900	1.500	.200	3.630
2	50.80	2.375	1.939	.218	5.020
2 1/2	63.50	2.875	2.323	.276	7.660
3	76.20	3.500	2.900	.300	10.250
3 1/2	88.90	4.000	3.364	.318	12.500
4	101.60	4.500	3.826	.337	14.980
5	127.00	5.563	4.813	.375	20.770
6	152.40	6.625	5.761	.432	28.570
8	203.20	8.625	7.625	.500	43.380
10	254.00	10.750	9.564	.593	64.33
12	304.80	12.750	11.376	.687	88.51

24

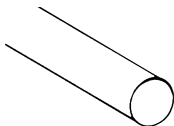


Ronds Rounds

DIMENSIONS POUCE/INCH	DIMENSIONS MM	LB./PI. LIN. LB./LIN. FT
1/8	3.18	.042
3/16	4.76	.094
1/4	6.35	.167
5/16	7.94	.261
3/8	9.53	.376
7/16	11.1	.511
1/2	12.7	.668
9/16	14.3	.845
5/8	15.9	1.043
11/16	17.5	1.262
3/4	19.0	1.502
13/16	20.6	1.763
7/8	22.2	2.045
15/16	23.8	2.347
1	25.4	2.670
1 1/16	27.0	3.015
1 1/8	28.6	3.380
1 3/16	30.2	3.766
1 1/4	31.8	4.172
1 5/16	33.3	4.600
1 3/8	34.9	5.049
1 7/16	36.5	5.518
1 1/2	38.1	6.008
1 9/16	39.7	6.519
1 5/8	41.3	7.051
1 11/16	42.9	7.604
1 3/4	44.4	8.178
1 13/16	46.0	8.773
1 7/8	47.6	9.388
1 15/16	49.2	10.020
2	50.8	10.680
2 1/16	52.4	11.360
2 1/8	54.0	12.060
2 3/16	55.6	12.780
2 1/4	57.2	13.520
2 5/16	58.7	14.280
2 3/8	60.3	15.062
2 7/16	61.9	15.870

5

25

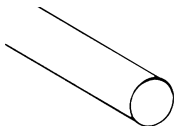


Ronds Rounds

DIMENSIONS POUCE/INCH	DIMENSIONS MM	LB./PI. LIN. LB./LIN. FT
2 1/2	63.5	16.690
2 9/16	65.1	17.530
2 5/8	66.7	18.400
2 11/16	68.3	19.290
2 3/4	69.8	20.195
2 13/16	71.4	21.120
2 7/8	73.0	22.060
2 15/16	74.6	23.040
3	76.2	24.033
3 1/16	77.8	25.060
3 1/8	79.4	26.080
3 3/16	81.0	27.130
3 1/4	82.6	28.210
3 5/16	84.1	29.300
3 3/8	85.7	30.420
3 7/16	87.3	31.550
3 1/2	88.9	32.710
3 9/16	90.5	33.890
3 5/8	92.1	35.090
3 11/16	93.7	36.310
3 3/4	95.2	37.550
3 13/16	96.8	38.810
3 7/8	98.4	40.130
3 15/16	100.0	41.400
4	101.6	42.730
4 1/8	104.8	45.440
4 1/4	108.0	48.230
4 3/8	111.1	51.110
4 1/2	114.3	54.080
4 5/8	117.5	57.120
4 3/4	120.6	60.250
4 7/8	123.8	63.460
5	127.0	66.760
5 1/4	133.4	73.600
5 1/2	139.7	80.780
5 3/4	146.0	88.290

5

26



Ronds Rounds

DIMENSIONS POUCE/INCH	DIMENSIONS MM	LB./PI. LIN. LB./LIN. FT
6	152.4	96.13
6 1/4	158.8	104.31
6 1/2	165.1	112.82
6 3/4	171.4	121.67
7	177.8	130.85
7 1/4	184.2	140.36
7 1/2	190.5	150.21
7 3/4	196.8	160.39
8	203.2	170.90
8 1/4	209.6	181.75
8 1/2	215.9	192.93
8 3/4	222.2	204.45
9	228.6	216.30
9 1/4	235.0	228.48
9 1/2	241.3	241.00
9 3/4	247.6	253.85
10	254.0	267.04
10 1/2	266.7	294.41
11	279.4	323.11
11 1/2	292.1	353.16
12	304.8	384.53

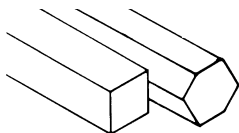
5

Aussi disponible:

Ronds laminés
à chaud
Ronds laminés
à froid
Ronds de précisions - 1045
Autres nuances
disponibles

Also available:

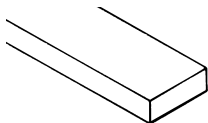
Hot rolled
rounds
Cold rolled
rounds
Precision ground
shafting - 1045
Others grades
available



Carrés & hexagones Squares & hexagons

DIMENSIONS POUCE/INCH	DIMENSIONS MM	CARRÉS/SQUARES LB./PI. LIN. LB./LIN. FT	HEXAGONES/HEXAGONS LB./PI. LIN. LB./LIN. FT
1/8	3.18	.053	---
3/16	4.76	.120	---
1/4	6.35	.213	.184
5/16	7.94	.332	.29
3/8	9.53	.478	.43
7/16	11.1	.651	.56
1/2	12.70	.850	.73
9/16	14.3	1.08	.93
5/8	15.9	1.33	1.15
11/16	17.5	1.61	1.40
3/4	19.0	1.91	1.66
13/16	20.6	2.25	1.91
7/8	22.2	2.60	2.25
15/16	23.8	2.99	2.58
1	25.4	3.40	2.94
1 1/16	27.0	3.84	3.02
1 1/8	28.6	4.30	3.73
1 3/16	30.2	4.80	4.15
1 1/4	31.8	5.313	4.60
1 5/16	33.3	5.86	5.07
1 3/8	34.9	6.43	5.57
1 7/16	36.5	7.03	6.07
1 1/2	38.1	7.65	6.62
1 5/8	41.3	8.98	7.76
1 3/4	44.4	10.41	9.00
1 7/8	47.6	11.95	10.32
2	50.8	13.60	11.78
2 1/8	54.0	15.35	13.30
2 1/4	57.2	17.21	14.91
2 3/8	60.3	19.18	16.61
2 1/2	63.2	21.25	18.40
2 5/8	66.7	23.43	---
2 3/4	69.8	25.71	22.27
2 7/8	73.0	28.10	24.34
3	76.2	30.60	26.50
3 1/4	82.6	35.91	---
3 1/2	88.9	41.65	---
3 3/4	95.2	47.81	---
4	101.6	54.40	---

5

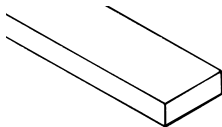


Plats Flats

DIMENSIONS POUCE/INCH		DIMENSIONS MM		LB./PI. LIN. LB./LIN. FT
1/8	x 3/8	3.18	x 9.53	.159
	x 1/2		x 12.7	.213
	x 5/8		x 15.9	.266
	x 3/4		x 19.0	.319
	x 7/8		x 22.2	.372
	x 1		x 25.4	.425
	x 1 1/8		x 28.6	.478
	x 1 1/4		x 31.8	.531
	x 1 3/8		x 34.9	.584
	x 1 1/2		x 38.1	.638
	x 1 3/4		x 44.4	.744
	x 2		x 50.8	.850
	x 2 1/4		x 57.2	.956
	x 2 1/2		x 63.5	1.063
	x 2 3/4		x 69.8	1.170
	x 3		x 76.2	1.280
	x 3 1/4		x 82.6	1.380
	x 3 1/2		x 88.9	1.490
	x 3 3/4		x 95.2	1.590
	x 4		x 101.6	1.700
	x 4 1/2		x 114.3	1.913
	x 5		x 127.0	2.130
	x 5 1/2		x 139.7	2.340
	x 6		x 152.4	2.550
x 7	x 177.8	2.980		
x 8	x 203.2	3.400		
x 9	x 228.6	3.830		
x 10	x 254.0	4.250		
x 11	x 279.4	4.680		
x 12	x 304.8	5.100		
3/16	x 1/2	4.76	x 12.7	.319
	x 5/8		x 15.9	.398
	3/4		x 19.0	.478
	x 7/8		x 22.2	.558
	x 1		x 25.4	.638
	x 1 1/8		x 28.6	.717
	x 1 1/4		x 31.8	.797
	x 1 3/8		x 34.9	.877
	x 1 1/2		x 38.1	.956
	1 3/4		x 44.4	1.120
	x 2		x 50.8	1.280
	x 2 1/4		x 57.2	1.430

5

29

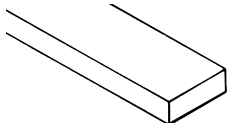


Plats Flats

DIMENSIONS POUCE/INCH		DIMENSIONS MM		LB./PI. LIN. LB./LIN. FT
3/16	x 2 1/2	4.76	x 63.5	1.590
	x 2 3/4		x 69.8	1.750
	x 3		x 76.2	1.910
	x 3 1/4		x 82.6	2.070
	x 3 1/2		x 88.9	2.230
	x 3 3/4		x 95.2	2.390
	x 4		x 101.6	2.550
	x 4 1/2		x 114.3	2.870
	x 5		x 127.0	3.190
	x 5 1/2		x 139.7	3.510
	x 6		x 152.4	3.830
	x 7		x 177.8	4.460
x 8	x 203.2	5.100		
x 9	x 228.6	5.740		
x 10	x 254.0	6.380		
x 11	x 279.4	7.020		
x 12	x 304.8	7.650		
1/4	x 1/2	6.35	x 12.7	.425
	x 5/8		x 15.9	.531
	x 3/4		x 19.0	.638
	x 7/8		x 22.2	.744
	x 1		x 25.4	.850
	x 1 1/8		x 28.6	.956
	x 1 1/4		x 31.8	1.060
	x 1 3/8		x 34.9	1.170
	x 1 1/2		x 38.1	1.280
	x 1 3/4		x 44.4	1.490
	x 2		x 50.8	1.700
	x 2 1/4		x 57.2	1.910
	x 2 1/2		x 63.5	2.130
	x 2 3/4		x 69.8	2.340
	x 3		x 76.2	2.550
	x 3 1/4		x 82.6	2.760
x 3 1/2	x 88.9	2.980		
x 3 3/4	x 95.2	3.190		
x 4	x 101.6	3.400		
x 4 1/2	x 114.3	3.830		
x 5	x 127.0	4.250		
x 5 1/2	x 139.7	4.680		
x 6	x 152.4	5.100		
x 7	x 177.8	5.950		
x 8	x 203.2	6.800		

5

30

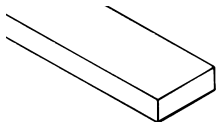


Plats Flats

DIMENSIONS POUCE/INCH		DIMENSIONS MM		LB./PI. LIN. LB./LIN. FT
1/4	x 9	6.35	x 228.6	7.650
	x 10		x 254.0	8.500
	x 11		x 279.4	9.350
	x 12		x 304.8	10.200
5/16	x 1/2	7.94	x 12.7	.531
	x 5/8		x 15.9	.664
	x 3/4		x 19.0	.797
	x 7/8		x 22.2	.930
	x 1		x 25.4	1.060
	x 1 1/8		x 28.6	1.200
	x 1 1/4		x 31.8	1.330
	x 1 3/8		x 34.9	1.460
	x 1 1/2		x 38.1	1.590
	x 1 3/4		x 44.4	1.860
	x 2		x 50.8	2.130
	x 2 1/4		x 57.2	2.390
	x 2 1/2		x 63.5	2.660
	x 2 3/4		x 69.8	2.920
	x 3		x 76.2	3.190
	x 3 1/2		x 88.9	3.720
	x 3 3/4		x 95.2	3.980
	x 4		x 101.6	4.250
	x 4 1/2		x 114.3	4.780
	x 5		x 127.0	5.310
x 5 1/2	x 139.7	5.840		
x 6	x 152.4	6.380		
x 7	x 177.8	7.440		
x 8	x 203.2	8.500		
x 10	x 254.0	10.630		
x 12	x 304.8	12.750		
3/8	x 1/2	9.53	x 12.7	.638
	x 5/8		x 15.9	.797
	x 3/4		x 19.0	.956
	x 7/8		x 22.2	1.120
	x 1		x 25.4	1.280
	x 1 1/8		x 28.6	1.430
	x 1 1/4		x 31.8	1.590
	x 1 3/8		x 34.9	1.750
	x 1 1/2		x 38.1	1.910
	x 1 3/4		x 44.4	2.230
	x 2		x 50.8	2.550
	x 2 1/4		x 57.2	2.870

5

31

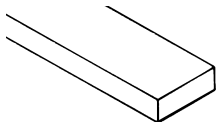


Plats Flats

DIMENSIONS POUCE/INCH		DIMENSIONS MM		LB./PI. LIN. LB./LIN. FT
3/8	x 2 1/2	9.53	x 63.5	3.190
	x 2 3/4		x 69.8	3.510
	x 3		x 76.2	3.830
	x 3 1/2		x 88.9	4.460
	x 3 3/4		x 95.2	4.780
	x 4		x 101.6	5.100
	x 4 1/2		x 114.3	5.740
	x 5		x 127.0	6.380
	x 5 1/2		x 139.7	7.010
	x 6		x 152.4	7.650
	x 7		x 177.8	8.930
	x 8		x 203.2	10.200
	x 10		x 254.0	12.750
	x 12		x 304.8	15.300
1/2	x 5/8	12.7	x 15.9	1.060
	x 3/4		x 19.0	1.280
	x 7/8		x 22.2	1.490
	x 1		x 25.4	1.700
	x 1 1/8		x 28.6	1.910
	x 1 1/4		x 31.8	2.130
	x 1 1/2		x 38.1	2.550
	x 1 3/4		x 44.4	2.980
	x 2		x 50.8	3.400
	x 2 1/4		x 57.2	3.830
	x 2 1/2		x 63.5	4.250
	x 2 3/4		x 69.8	4.680
	x 3		x 76.2	5.100
	x 3 1/4		x 82.6	5.530
	x 3 1/2		x 88.9	5.950
	x 3 3/4		x 95.2	6.380
	x 4		x 101.6	6.800
	x 4 1/2		x 114.3	7.650
	x 5		x 127.0	8.500
	x 5 1/2		x 139.7	9.350
x 6	x 152.4	10.200		
x 7	x 177.8	11.900		
x 8	x 203.2	13.600		
x 10	x 254.0	17.000		
x 12	x 304.8	20.400		
5/8	x 3/4	15.9	x 19.0	1.590
	x 7/8		x 22.2	1.860
	x 1		x 25.4	2.130

5

32

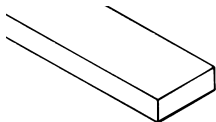


Plats Flats

DIMENSIONS POUCE/INCH		DIMENSIONS MM		LB./PI. LIN. LB./LIN. FT
5/8	x 1 1/8	15.9	x 28.6	2.390
	x 1 1/4		x 31.8	2.660
	x 1 3/8		x 34.9	2.920
	x 1 1/2		x 38.1	3.190
	x 1 3/4		x 44.4	3.720
	x 2		x 50.8	4.250
	x 2 1/4		x 57.2	4.780
	x 2 1/2		x 63.5	5.310
	x 2 3/4		x 69.8	5.840
	x 3		x 76.2	6.380
	x 3 1/4		x 82.6	6.910
	x 3 1/2		x 88.9	7.440
	x 3 3/4		x 95.2	7.970
	x 4		x 101.6	8.500
	x 4 1/2		x 114.3	9.560
	3/4		x 5	19.0
x 5 1/2		x 139.7	11.690	
x 6		x 152.4	12.750	
x 7		x 177.8	14.870	
x 8		x 203.2	17.000	
x 10		x 254.0	21.250	
x 12		x 304.8	25.500	
x 1		x 25.4	2.550	
x 1 1/4		x 31.8	3.190	
x 1 1/2		x 38.1	3.830	
x 1 3/4		x 44.4	4.460	
x 2		x 50.8	5.100	
x 2 1/4	x 57.2	5.740		
x 2 1/2	x 63.5	6.380		
x 2 3/4	x 69.8	7.010		
x 3	x 76.2	7.650		
x 3 1/2	x 88.9	8.930		
x 4	x 101.6	10.200		
x 4 1/2	x 114.3	11.480		
x 5	x 127.0	12.750		
x 5 1/2	x 139.7	14.030		
x 6	x 152.4	15.300		
x 7	x 177.8	17.850		
x 8	x 203.2	20.400		
x 10	x 254.0	25.500		
x 12	x 304.8	30.600		
1	x 1 1/2	25.4	x 38.1	5.100

5

33




Plats Flats

DIMENSIONS POUCE/INCH		DIMENSIONS MM		LB./PI. LIN. LB./LIN. FT		
1	x 1 3/4	25.4	x 44.4	5.950		
	x 2		x 50.8	6.800		
	x 2 1/2		x 63.5	8.500		
	x 3		x 76.2	10.200		
	x 3 1/2		x 88.9	11.900		
	x 4		x 101.6	13.600		
	x 4 1/2		x 114.3	15.300		
	x 5		x 127.0	17.000		
	x 5 1/2		x 139.7	18.700		
	x 6		x 152.4	20.400		
	x 7		x 177.8	23.800		
	x 8		x 203.2	27.200		
1 1/4	x 10	31.8	x 254.0	34.000		
	x 12		x 304.8	40.800		
	x 1 1/2		x 38.1	6.380		
	x 2		x 50.8	8.500		
	x 2 1/2		x 63.5	10.630		
	x 3		x 76.2	12.750		
	x 4		x 101.6	17.000		
	x 5		x 127.0	21.250		
	x 6		x 152.4	25.500		
	x 8		x 203.2	34.000		
	x 10		x 254.0	42.500		
	x 12		x 304.8	51.000		
1 1/2	x 2	38.1	x 50.8	10.200		
	x 2 1/2		x 63.5	12.750		
	x 3		x 76.2	15.300		
	x 4		x 101.6	20.400		
	x 5		x 127.0	25.500		
	x 6		x 152.4	30.600		
	x 8		x 203.2	40.800		
	x 10		x 254.0	51.000		
	x 12		x 304.8	61.200		
	2		x 2 1/2	50.8	x 63.5	17.000
			x 3		x 76.2	20.400
			x 4		x 101.6	27.200
x 5		x 127.0	34.000			
x 6		x 152.4	40.800			
x 8		x 203.2	54.400			

5

34




Feuilles Sheets

JAUGES GAUGES	ÉPAISSEUR/THICKNESS POUCE/INCH	MM	LB./PI.CAR. LB./SQ.FT.	LB/UNITÉ LB/UNIT 48X96
4	.2242	5.695	9.375	300.00
5	.2092	5.314	8.750	280.00
6	.1943	4.935	8.125	260.00
7	.1793	4.554	7.500	240.000
8	.1644	4.176	6.875	220.000
9	.1495	3.797	6.250	200.000
10	.1345	3.416	5.625	180.000
11	.1196	3.038	5.000	160.000
12	.1046	2.657	4.375	140.000
13	.0897	2.278	3.750	120.000
14	.0747	1.897	3.125	100.000
15	.0673	1.709	2.812	89.984
16	.0598	1.519	2.500	80.000
17	.0538	1.367	2.250	72.000
18	.0478	1.214	2.000	64.000
19	.0418	1.062	1.750	56.000
20	.0359	.912	1.500	48.000
21	.0329	.836	1.375	44.000
22	.0299	.759	1.250	40.000
23	.0269	.683	1.125	36.000
24	.0239	.607	1.000	32.000
25	.0209	.531	.875	28.000
26	.0179	.455	.750	24.000
27	.0164	.417	.688	22.016
28	.0149	.378	.625	20.000
29	.0135	.343	.562	17.984
30	.0120	.305	.500	16.000

6

Aussi disponible:
Feuilles laminées à
chaud
Feuilles laminées à
froid

Also available:
Hot rolled sheets
Cold rolled sheets



Feuilles satinées & galvanisées Satin coated & galvanized sheets

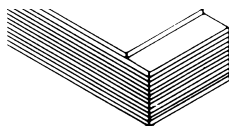
JAUGES GAUGES	ÉPAISSEUR/THICKNESS POUCE/INCH	MM	LB./PI.CAR. LB./SQ.FT.	LB/UNITÉ LB/UNIT 48X96
10	.1382	3.510	5.781	185
11	.1233	3.132	5.156	165
12	.1084	2.753	4.531	145
14	.0785	1.994	3.281	105
16	.0635	1.613	2.656	85
18	.0516	1.311	2.156	69
20	.0396	1.006	1.656	53
22	.0336	0.853	1.406	45
24	.0276	0.701	1.156	37
26	.0217	0.551	0.906	29
28	.0187	0.475	0.781	25
30	.0157	0.399	0.656	21

6

Toutes les feuilles peuvent être commandées dans différentes dimensions standards ou précoupées selon les utilisations.

All sheets can be ordered in different dimension or precut according to the use of our customer.

36



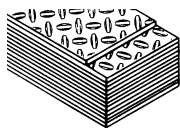
Plaques Plates

ÉPAISSEUR/THICKNESS POUCE/INCH	MM	LB./PI. LIN. LB./SQ.FT.	LB/UNITÉ LB/UNI 48X96
3/16	4.76	7.65	245
1/4	6.35	10.20	327
5/16	7.94	12.75	408
3/8	9.53	15.30	490
7/16	11.11	17.85	572
1/2	12.70	20.40	653
9/16	14.29	22.97	735
5/8	15.88	25.50	816
3/4	19.05	30.60	980
7/8	22.23	35.70	1143
1	25.40	40.80	1306
1 1/8	28.58	45.90	1469
1 1/4	31.75	51.00	1632
1 3/8	34.93	56.10	1796
1 1/2	38.10	61.20	1959
1 5/8	41.28	66.30	2122
1 3/4	44.45	71.40	2285
1 7/8	47.63	76.57	2451
2	50.80	81.60	2612
2 1/4	57.15	91.80	2938
2 1/2	63.50	102.00	3264
2 3/4	69.85	112.31	3594
3	76.20	122.52	3921
3 1/2	88.90	142.93	4574
4	101.60	163.35	5228
5	127.00	204.19	6534
6	152.40	245.03	7841
8	203.20	326.71	10455
10	254.00	408.38	13069

6

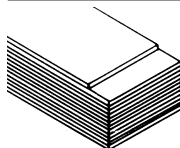
Plaques disponibles en dimension variés et plusieurs nuances selon les exigences de nos clients

Plates available in various dimension and grades according to the request of our customers.



Plaques anti-dérapantes Floor plates

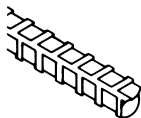
ÉPAISSEUR/THICKNESS POUCE/INCH	MM	LB./PI.CAR. LB./SQ.FT.	LB/UNITÉ LB/UNIT 48X96
14 jauges/gauge	2.0	3.75	120
12 jauges/gauge	2.8	4.70	151
1/8	3.2	6.15	197
3/16	4.8	8.80	282
1/4	6.0	11.25	360
5/16	8.0	13.80	492
3/8	10.0	16.30	522
1/2	12.0	21.45	687



Plaques abrasives Abrasive plates Dureté Brinell/Brinell hardness 100-360-400-425

ÉPAISSEUR/THICKNESS POUCE/INCH	MM	LB./PI.CAR. LB./SQ.FT.	LB/UNITÉ LB/UNIT 48X96
3/16	4.76	7.65	245
1/4	6.35	10.2	327
5/16	7.94	12.75	408
3/8	9.53	15.3	490
1/2	12.7	20.4	653
5/8	15.88	25.5	816
3/4	19.05	30.6	988
1	25.40	40.8	1306
1 1/4	31.75	51.0	1632
1 1/2	38.10	61.2	1959
2	50.80	81.60	2612


6



Acier d'armature Reinforcing bars

DIMENSIONS POUCE/INCH	DIMENSIONS MM	LB./PI. LIN. LB./LIN. FT
3	---	0.376
4	---	0.668
5	---	1.043
6	---	1.502
7	---	2.045
8	---	2.670
---	10	0.527
---	15	1.056
---	20	1.582
---	25	2.637
---	30	3.693
---	35	5.276
---	45	7.912
---	55	13.188

NUANCE / GRADE	40	275,44 MPa
NUANCE / GRADE	50	344,30 MPa
NUANCE / GRADE	60	413,16 MPa
NUANCE / GRADE	300	43 567 lb/po2
NUANCE / GRADE	350	50 828 lb/po2
NUANCE / GRADE	400	58 089 lb/po2




Treillis métallique Wire mesh

DIMENSIONS POUCE/INCH	DIMENSIONS MM	LB./100 PI. CAR. LB./100 SQ. FT	
4x 4 x 9/9S	102x102	MW11,1xMW11,1	37
x 8/8		MW13,3xMW13,3	44
x 6/6S		MW18,7xMW18,7	62
x 4/4S		MW25,8xMW25,8	85
6x 6 x 10/10S	152X152	MW9,1xMW9,1	21
x 9/9S		MW11,1xMW11,1	25
x 8/8S		MW13,3xMW13,3	30
x 6/6S		MW18,7xMW18,7	42
x 4/4S		MW25,8xMW25,8	58
x 2/2		MW34,9xMW34,9	78
x 0/0		MW47,6xMW47,6	107
12x 12 W3,4/W3,4S	305X305	MW22,2xMW22,2	25
W5,8/W5,8S		MW51,6xMW51,6	42

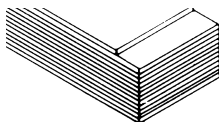
7

39



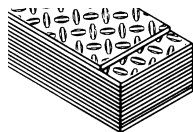
Aluminium Aluminum Feuilles/Sheets

JAUGES GAUGES	ÉPAISSEUR/THICKNESS POUCE/INCH	MM	LB./PI.CAR. LB./SQ.FT.	LB/UNITÉ LB/UNIT 48X96
28	.012	.305	.169	6
26	.016	.407	.224	8
24	.020	.508	.282	9
22	.025	.635	.352	12
20	.032	.813	.451	15
18	.040	1.016	.563	18
16	.051	1.295	.718	23
14	.064	1.625	.901	29
12	.081	2.057	1.141	37
11	.091	2.312	1.282	41
10	.102	2.591	1.436	46



Plaques/Plates

1/8	.125	3.175	1.762	57
3/16	.188	4.775	2.641	85
1/4	.250	6.350	3.521	113
5/16	.312	7.925	4.409	141
3/8	.375	9.525	5.291	170
1/2	.500	12.70	7.048	226
5/8	.625	15.875	8.82	283
3/4	.75	19.050	10.60	339
1	1	25.40	14.10	452




Plaques anti-dérapantes Floor plates

1/8	.125	3.17	1.90	61
3/16	.188	4.76	2.80	90
1/4	.250	6.35	3.70	119
3/8	.375	9.53	5.50	176

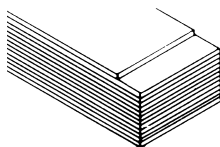
7

40



Acier inoxydable Stainless steel Feuilles/Sheets

Jauges GAUGES	Épaisseur/Thickness POUCE/INCH	MM	LB./PI.CAR. LB./SQ.FT.	LB/UNITÉ LB/UNIT 48X96
26	.019	.482	.787	26
24	.025	.635	1.05	34
22	.031	.787	1.313	42
20	.0375	.952	1.57	51
18	.050	1.270	2.10	68
16	.0625	1.587	2.625	84
14	.0781	1.983	3.281	105
12	.109	2.769	4.594	147
11	.125	3.175	5.25	168
10	.140	3.556	5.906	189



Plaques/Plates

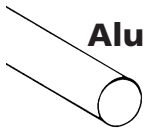
3/16	.1875	4.762	8.579	275
1/4	.250	6.350	11.162	357
5/16	.3125	7.937	13.746	440
3/8	.375	9.525	16.496	528
1/2	.500	12.70	21.663	693
5/8	.625	15.88	26.831	859
3/4	.75	19.05	32.123	1028
1	1	25.4	42.665	1365

Disponible
en
différentes
nuances ou
dimensions

Available
in various
grades or
sizes

8

41




Aluminium & Acier inoxydable Aluminum stainless steel

Ronds/Rounds

DIMENSIONS POUCE/INCH	MM	ALUMINIUM/ALUMINUM LB./PI. LIN. LB./LIN. FT	ACIER INOX./STAINLESS LB./PI. LIN. LB./LIN. FT
1/4	6.35	.058	.167
5/16	7.94	.090	.260
3/8	9.53	.132	.376
7/16	11.1	.177	.511
1/2	12.7	.231	.667
9/16	14.3	.293	.845
5/8	15.9	.361	1.043
3/4	19.	.523	1.502
1 3/16	20.6	.611	1.763
7/8	22.2	.708	2.044
1 5/16	23.8	.813	2.347
1	25.4	.925	2.670
1 1/8	28.6	1.167	3.380
1 1/4	31.8	1.441	4.172
1 3/8	34.9	1.744	5.049
1 1/2	38.1	2.076	6.009
1 5/8	41.3	2.436	7.051
1 3/4	44.4	2.825	8.178
1 7/8	47.6	3.243	9.388
2	50.8	3.690	10.68
2 1/2	63.5	5.766	16.69
3	76.2	8.304	24.03
4	101.6	14.763	42.73

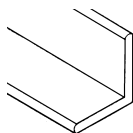
8



Carrés/Squares

3/8	9.53	.168	.478
1/2	12.7	.300	.850
5/8	15.9	.459	1.328
3/4	19.0	.662	1.913
1	25.4	1.176	3.40
1 1/4	31.8	1.837	5.313
1 1/2	38.1	2.647	7.65
2	50.8	4.704	13.60

42



Aluminium & acier inoxydable

Aluminum & stainless steel

Cornières/Angles

DIMENSIONS POUCE/INCH	MM	ALUMINIUM/ ALUMINUM LB./PI. LIN. LB./LIN. FT	ACIER INOX. /STAINLESS LB./PI. LIN. LB./LIN. FT
3/4 x 3/4 x 1/8	19 x 19 x 3.18	.211	0.59
1 x 1 x 1/8	25.4 x 25.4 x 3.18	.281	0.80
	x 3/16	x 4.76	1.16
	x 1/4	x 6.35	1.49
1 1/4 x 1 1/4 x 1/8	31.8 x 31.8 x 3.18	.356	1.01
	x 3/16	x 4.76	1.48
	x 1/4	x 6.35	1.92
1 1/2 x 1 1/2 x 1/8	38.1 x 38.1 x 3.18	.432	1.23
	x 3/16	x 4.76	1.80
	x 1/4	x 6.35	2.34
2 x 2 x 1/8	50.8 x 50.8 x 3.18	.579	1.65
	x 3/16	x 4.76	2.44
	x 1/4	x 6.35	3.19
2 1/2 x 2 1/2 x 3/16	63.5 x 63.5 x 3.18	1.071	3.07
	x 1/4	x 4.76	4.10
	x 3/8	x 9.53	5.90
3 x 3 x 3/16	76.2 x 76.2 x 4.76	1.323	---
	x 1/4	x 6.35	4.90
	x 3/8	x 9.53	7.20
4 x 4 x 1/4	101.6 x 101.6 x 6.35	2.375	6.60
	x 3/8	x 9.53	9.80
	x 1/2	x 12.7	12.80

8

Autres produits disponibles en aluminium ou en acier inoxydable tels que tubes et tuyaux; S.V.P. vérifier avec notre service à la clientèle

Others products available in aluminum and stainless steel such as tubing or pipes; please check with our customers services.



Métaux déployés Expanded metals


ILLUSTRATIONS À L'ÉCHELLE 1
AS ILLUSTRATE SCALE 1

DIMENSION 48X96


RÉGULIER/STANDARD

APLATIS/FLATTENED


3/16 po/inch




3/16 po/inch




1/4 po/inch




1/4 po/inch



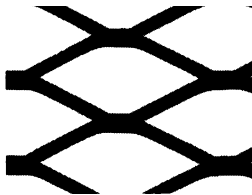
5/16 po/inch



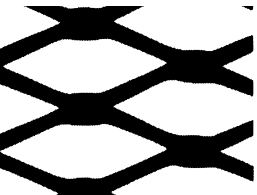
5/16 po/inch

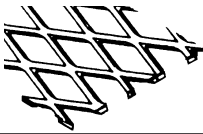


1/2 po/inch



1/2 po/inch





Métaux déployés Expanded metals

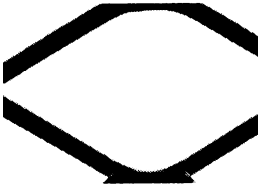
ILLUSTRATIONS À L'ÉCHELLE 1
AS ILLUSTRATE SCALE 1

DIMENSION 48X96


RÉGULIER/STANDARD

APLATIS/FLATTENED

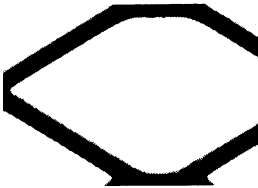
3/4 po/inch




3/4po/inch



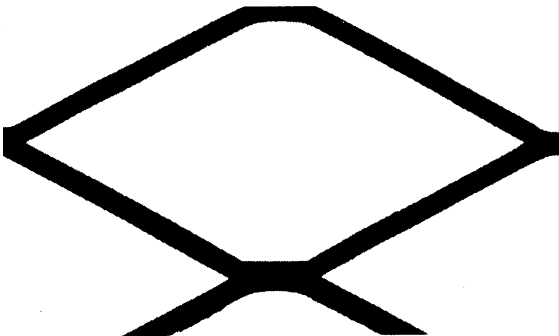
1 po/inch



1 po/inch



1 1/2 po/inch





Métaux déployés/ Expanded metals

Motif à petits losanges/Small diamond design

MODÈLES MODELS	LB/100 PI. CAR. LB/100 SQ. FT NOIR/BLACK	ÉPAISSEUR TOT. TOT. THICKNESS	DIMENSIONS LOSANGES /DIAMOND		NBRE/PI. CAR. SUM./SQ.FT	
			SWD	LWD	SWD	LWD
3/32 - 24L	42	.045	.156	.250	77	48
- 24H	63	.055	.156	.250	77	48
3/16 - 22	56	.070	.203	.500	64	24
- 20	90	.080	.203	.500	64	24
1/4 - 20	86	.135	.250	1.000	48	12
- 18	114	.147	.250	1.000	48	12
5/16 - 20	74	.125	.292	.750	41	16
- 18	136	.170	.292	.750	41	16

Réguliers/Standard

1/2 - 13	147	.204	.500	1.200	24	10
- 16	86	.175	.500	1.200	24	10
- 18	70	.172	.500	1.200	24	10
- 20	43	.140	.500	1.200	24	10
3/4 - 9-(10J)	185	.312	.923	2.000	13	6
- 10(13J)	120	.290	.923	2.000	13	6
- 13	80	.205	.923	2.000	13	6
- 16	54	.210	.923	2.000	13	6
1 - 10H	225	.390	1.125	2.375	11	5
- 10-170	170	.312	1.125	2.375	11	5
- 12	96	.225	1.125	2.375	11	5
- 14	78	.225	1.125	2.375	11	5
1 1/2 - 6	250	.433	1.330	3.000	9	4
- 10H	214	.460	1.330	3.000	9	4
- 10	170	.375	1.330	3.000	9	4
- 9-10J	124	.312	1.330	3.000	9	4
- 10-13J	79	.284	1.330	3.000	9	4
- 12	74	.255	1.330	3.000	9	4
- 13	60	.242	1.330	3.000	9	4
- 16	40	.230	1.330	3.000	9	4

Grilles de structure/Structural gratings

3.0 lbs	3.0	.540	1.33	5.33	9	2.25
4.0 lbs	4.0	.618	1.33	5.33	9	2.25
4.27 lbs	4.27	.625	1.41	4.00	8.5	3
5.0 lbs	5.0	.655	1.33	5.33	9	2.25
6.25 lbs	6.25	.715	1.41	5.33	8.5	2.25

9


47




Grillage de sécurité

Safety grating

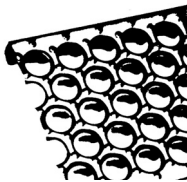
Galvanisé/Galvanized*

LONGUEUR/LENGHT 12 PI./FT	LARGEUR/WIDTH POUCE/INCH	HAUTEUR/HEIGHT POUCE/INCH
14 ou/or 16 jauge/gauge 	9	2

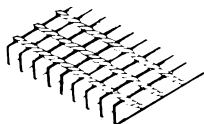
Deck Span

12 ou/or 14 jauge/gauge 	4 3/4	1 1/2, 2, 2 1/2
	7	1 1/2, 2, 2 1/2, 3
	9 1/2	1 1/2, 2, 2 1/2, 3
	11 3/4	1 1/2, 2, 2 1/2, 3
	18 3/4	1 1/2, 2, 2 1/2, 3
	24	1 1/2, 2, 2 1/2, 3

Shur Grip

11 ou/or 13 jauge/gauge 	5	1 1/2, 2
	7	1 1/2, 2, 3
	10	1 1/2, 2, 3
	12	1 1/2, 2, 3
	18	1 1/2, 2, 3
	24	2,3

*Disponible en aluminium et acier inoxydable
Available in aluminum and stainless steel



Grilles soudées Welded gratings

Type 19-41 WA4

FORMAT/SIZE 3X24 PI./FT	DIMENSIONS		LB/PI.CAR. LB/SQ.FT.
	POUCE/INCH	MM	
	3/4 x 1/8	19.0 x 3.18	3.93
	x 1/16		
	1 x 1/8	25.4 x 3.18	5.03
	x 3/16	x 4.76	7.23
	1 1/4 x 1/8	31.8 x 3.18	6.12
	x 3/16	x 4.76	8.87
	1 1/2 x 1/8	38.1 x 3.18	7.23
	x 3/16	x 4.76	10.51
	1 3/4 x 3/16	44.4 x 4.76	12.17
	2 x 3/16	50.8 x 4.76	13.81
2 1/4 x 3/16	57.2 x 4.76	15.45	
2 1/2 x 3/16	63.5 x 4.76	17.11	

Marches/Stairtreads

	DIMENSIONS		BARRES D'APPUIE BEARING BAR	
	POUCE/INCH	MM	POUCE/INCH	MM
	36	914	1 x 3/16	25 x 4.8
	48	1219	1 1/4 x 3/16	32 x 4.8
	63	1600	1 1/2 x 3/16	38 x 4.8

Produits spéciaux Special products

(sous différentes formes)

- Cuivre
- Laiton
- Bronze pour
coussinet SAE - 660
- Plastiques

(in differents forms)

- Copper
- Brass
- Bronze bushing
SAE-660
- Plastics

Acier/Steel

- Rond 1045
 4140
 4340
 8230
 1144
 01

- Rounds 1045
 4140
 4340
 8230
- Stressproof 1144
 01

- Tige à forêt
- Acier prémeulé de
précision
- Acier à outil
- Tiges filetées

- Drill rod
- Flat ground
stock
- Tool Steel
- Threaded rods

Pour tous vos besoins en acier et autres métaux
«UN SEUL ENDROIT»

For all your needs in steel and other metals products
«ONE STOP SHOPS»

Facteurs de conversion Conversion factors

FRACTION POUCE/INCH	DECIMAL POUCE/INC.	DECIMAL MM	FRACTION POUCE/INCH	DECIMAL POUCE/INC.	DECIMAL MM
1/64	.0156	0.3969		.5118	13.0000
1/32	.0313	0.7938	33/64	.5156	13.0969
	.0394	1.0000	17/32	.5313	13.4938
3/64	.0469	1.1906	35/64	.5469	13.8906
1/16	.0625	1.5875		.5512	14.0000
5/64	.0781	1.9844	9/16	.5625	14.2875
	.0787	2.0000	37/64	.5781	14.6844
3/32	.0938	2.3813		.5906	15.0000
7/64	.1094	2.7781	19/32	.5938	15.0813
	.1181	3.0000	39/64	.6094	15.4781
1/8	.1250	3.1750	5/8	.6250	15.8750
9/64	.1406	3.5719		.6299	16.0000
5/32	.1563	3.9688	41/64	.6406	16.2719
	.1575	4.0000	21/32	.6563	16.6688
11/64	.1719	4.3656		.6693	17.0000
3/16	.1875	4.7625	43/64	.6719	17.0656
	.1969	5.0000	11/16	.6875	17.4625
13/64	.2031	5.1594	45/64	.7031	17.8594
7/32	.2188	5.5563		.7087	18.0000
15/34	.2344	5.9531	23/32	.7188	18.2563
	.2362	6.0000	47/64	.7344	18.6531
1/4	.2500	6.3500		.7480	19.0000
17/64	.2656	6.7469	3/4	.7500	19.0500
	.2756	7.0000	49/64	.7656	19.4469
9/32	.2813	7.1438	25/32	.7813	19.8438
19/64	.2969	7.5406		.7874	20.0000
5/16	.3125	7.9375	51/64	.7969	20.2406
	.3150	8.0000	13/16	.8125	20.6375
21/64	.3281	8.3344		.8268	21.0000
11/32	.3438	8.7313	53/64	.8281	21.0344
	.3543	9.0000	27/32	.8438	21.4313
23/64	.3594	9.1281	55/64	.8594	21.8281
3/8	.3750	9.5250		.8661	22.0000
25/64	.3906	9.9219	7/8	.8750	22.2250
	.3937	10.0000	57/64	.8906	22.6219
13/32	.4063	10.3188		.9055	23.0000
27/64	.4219	10.7156	29/32	.9032	23.0188
	.4331	11.0000	59/64	.9219	23.4156
7/16	.4375	11.1125	15/16	.9375	23.8125
29/64	.4531	11.5094		.9449	24.0000
15/32	.4688	11.9063	61/64	.9531	24.2094
	.4724	12.0000	31/32	.9688	24.6063
31/64	.4844	12.3031		.9843	25.0000
1/2	.5000	12.7000	63/64	.9844	25.0031
			1	1.0000	25.4000

Table de conversion

Metric conversion table

	MULTIPLIER/MULTIPLY	PAR/BY	RÉSULTAT/TO OBTAIN
Mesure linéaire/ Linear Measure	Millimètres/Millimetres	0.03937	Pouces/Inches
	Millimètres/Millimetres	0.003281	Pieds/Feet
	Mètres/Metres	3.281	Pieds/Feet
	Kilomètres/Kilometres	0.621	Milles/Miles
	Pouces/Inches	25.4 exact	Millimètres/Millimetres
	Pieds/Feet	304.8	Millimètres/Millimetres
	Pieds/Feet	0.3048	Mètres/Metres
	Milles/Miles	1.609	Kilomètres/Kilometres
Mesure carrée ou surface Square Measure or Area	Millimètres carrés/ Square Millimetres	0.00155	Pouces carrés/ Square Inches
	Mètres carrés/Square Metres	10.764	Pieds carrés/Square Feet
	Kilomètres carrés/ Square Kilometres	247.1	Acres/Acres
	Hectares/Hectares	2.471	Acres/Acres
	Kilomètres carrés/ Square Kilometres	0.386	Milles carrés/Square Miles
	Pouces carrés/ Square Inches	645.2	Millimètres carrés/ Square Millimetres
	Pieds carrés/Square Feet	0.0929	Mètres carrés/Square Metres
	Acres/Acres	0.00405	Kilomètres carrés/ Square Kilometres
	Acres/Acres	0.04047	Hectares/Hectares
	Milles carrés/Square Miles	2.59	Kilomètres carrés/ Square kilometres
Température Temperature	Degrés, Celcius/ Degrees, Celsius	Multipler par 1.8, ensuite ajouter32/ Multiply by 1.8 then add 32	Degrés, Farenheit/ Degrees, Farenheit
	Degrés, Farenheit/ Degrees, Farenheit	Soustraire 32 ensuite, multiplier par 0.555/ Subtract 32 then, multiply by 0.555	Degrés, Celcius/ Degrees, Celsius

Le poids approximatif de divers métaux

Pour obtenir le poids de divers métaux, multipliez le volume en pouces cubes par le nombre ci-dessous. Cette somme représente le poids approximatif en livres.

Approximate weight of various metals

To find the weight of various metals, multiply the contents in cubic inches by the number shown below. The result will be the approximative weight in pounds.

Fer/Iron	.27777	Laiton/Brass	.3112
Acier/Steel	.28332	Plomb/Lead	.41015
Cuivre/Copper	.32118	Zinc/Zinc	.25318
Étain/Tin	.26562	Aluminium/Aluminum	.09375